

Quick Installation Guide

4005GX-POE

4+1G POE Unmanged Ethernet Switch

www.avcomm.cn

• Overview

4005GX-POE is 4-port 10/100/1000Base-T RJ-45 and 1 1000 Base-X industrial grade unmanaged Ethernet switch with reverse polarity protection of DC input and provides 4xPoE powers that up to 30W each. It has ingenious appearance design and supports DIN Rail-mounted/wall-mounted to facilitate in various industrial network applications.

• Package Checklist

- 1 x Product Unit
- 2 x Mounting plate
- 6 x Screw
- 1 x Quick Installation Guide

• Installation

DIN Rail-mounted

To mount the switch on the DIN Rail track, insert the upper end of the DIN-Rail clip into the back of the DIN-Rail track from its upper side and lightly push the bottom of the DIN-Rail clip into the track. The DIN Rail should comply with DIN EN50022 standard. Using wrong DIN rail may cause unsafe installation.



Grounding Screw

For avoiding system damage by noise or electric shock, establish a direct connection between the grounding screw and the grounding surface prior to connecting devices.

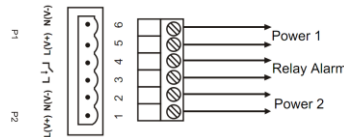
Wall-mounted

Tighten the metal fixation plate by , then hang the machine with locked metal strip onto wall or machine cabinet.

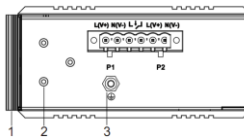


Wiring the Power Input

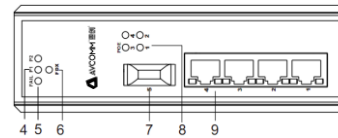
- 1) Insert the positive and negative wires into the V+ and V- contact on the terminal block connector.
- 2) Tighten screws when the wire is connected.
- 3) Connect the power wires to suitable DC Switching type power supply.



• Appearance



1. Rail clip
2. Mounting bracket
3. Grounding screw
4. Power indicator P1 P2



5. Alarm indicator FAIL
6. Fiber indicator FDX
7. Fiber port
8. POE indicator
9. 10/100/1000Base-TX port

• Indicator

LED	Status	Description
P1 P2	Green On	Power is in normal condition
	Green Off	Power is abnormal or power failure
FDX	Green On	Link is ready
	Green Blinking	Link is established
FAIL	Green Off	Link is not ready or link failure
	Red On	With alarm output
RJ45	Red Off	Without alarm output
	Green On	1000Base network is ready
	Green Off	10/100Base network is ready
	Amber On	Network is ready
POE	Amber Blinking	Link is established
	Green Off	Link is not ready or link failure
	Amber Off	Link is not ready or link failure
	Green On	POE Power is in normal condition
	Green Blinking/Off	POE Power is abnormal

• Safety Precautions

- Keep DC power off before connecting to the terminal block connectors and ensure all connections are secure established.
- Do make sure that models connect to the corresponding supply voltage. The device is to be supplied by Limited Power Supply. The relay contact supports 0.5 A current, DC 24V
- **Do not touch the surface of the switch while it is in operation!**

• Support

At AVCOMM, you can use the online service forms to **request the support**. The submitted forms are stored in server for AVCOMM team member to assign tasks and monitor the status of your service. Please feel free to write to sales@avcomm.cn if you encounter any problems.

• Warranty

5-year Global warranty are available for AVCOMM products assuring our customers that the products shall remain free from defects in workmanship or materials and conform in all material respects to AVCOMM specifications, or purchasers supplied and accepted specifications. The warranty is limited to the repair and/or replacement, at AVCOMM sole discretion, of the defective product during its warranty period. The customer must obtain a Return Merchandise Authorization (RMA) approval code prior to returning the defective Product to AVCOMM for service. The customer agrees to prepay shipping charges, to use the original shipping package or equivalent, and to ensure the product or assume the risk of loss or damage in transit. repaired or replaced products are warranted for ninety (90) days from the date of repair or replacement, or for the remainder of the original product's warranty period, whichever is longer.

• Disclaimer

AVCOMM reserves the right to make changes to this QIG or to the product hardware at any time without notice. It is the user's responsibility to determine whether there have been any such updates or amendments herein.

Defects, malfunctions, or failures of the warranted Product(s) caused by damage resulting from unforeseeable incidents (such as lightings, floods, fire, etc.), environmental and atmospheric disturbances, other external forces such as power line disturbances and surge, host computer malfunction and virus, incorrect power input, or incorrect cabling, incorrect grounding and damages caused by misuse, abuse and unauthorized alteration or repair are not warranted.